

## GENUINE SHORESTATION BOAT LIFT ACCESSORIES

*Different users have different needs and that's why ShoreStation offers a complete line of **Genuine ShoreStation Accessories**. Everything you need to help you custom-fit your lift to your lifestyle.*



### CANOPY

Protect your boat from the elements with a Genuine ShoreStation Canopy Cover. Our vinyl canopy covers feature a premium vinyl-coated nylon fabric, superior construction with heat-welded seams and a perfect fit.

### Vinyl Canopy Cover Color Options




### BOAT STOPS

Bring your boat to a stop in the perfect position every time. Available for 1,500 to 10,000 lb. models.

### DROP SIDE KIT


The patented Drop Side provides safe and easy access to your boat. This popular feature is standard on our Hydraulic models but now it is available as a kit for use on Direct Drive and Manual models. For 1500 lb. to 6000 lb models.



### ROLL-IN KIT

This handy kit adds wheels to the frame of your lift, for easy roll-in, roll-out installation and removal.

Kit is comprised of: Elevating Arm, Spindle Mount, and Poly Wheel.



### BATTERY TENDER

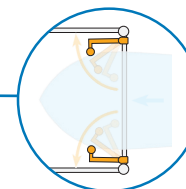
Recharge the lift battery with AC power. Available for lifts with 12V and 24V systems.

### BUNK LOAD GUIDES

These carpeted bunk guides keep your boat centered as you enter the lift. Available for 1,500 to 15,000 lb. models.

### CENTERING DEVICE

The flex-action of these new guide posts makes loading your boat easier than ever before. As the boat enters the lift they self-adjust to keep the boat centered for trouble-free loading every time. Available for 3,000 to 10,000 lb. models.




### POST LOAD GUIDES

These front post load guides are used in conjunction with centering device to help center the bow of your boat as you enter the lift. Available for 3,000 to 10,000 lb. models.

### CANOPY LIGHT

Enhance the safety and security of your waterfront experience with this long life, waterproof LED canopy light. This bright white light uses 12 volt DC power and is conveniently controlled with the wireless remote on any ShoreStation Hydraulic or DC Electric Direct Drive boat lift.



**Customize. Maximize. Accessorize.**

Your ShoreStation dealer can demonstrate these and many more accessories to help get the most out of your boat lift.

**ShoreStation®** | The original since 1959

A Product of Midwest Industries, Inc. • Ida Grove, IA 51445 • 800.859.3028 • [www.shorestation.com](http://www.shorestation.com)  
0007003 A1005020 1375:1