



Harbor Master Installation Guide

Always Lower The Boat Lift Before Attempting Assembly.


Tools Required: Crescent Wrench and 9/16 Wrench.




1. Lower the Boat Lift.
2. Remove the Acorn Nut and Wheel.




You Will Not Use these Pieces any longer.




4. Install the Spline and the Spacer Collar.



5. Install the Mounting Bracket.



6. Install the Motor onto the Shaft. Install the Bolt and Washer onto the Motor and Tighten to Approximately 70 Foot Pounds.




7. Install the motor strap around the motor and connect the strap and bracket with the spacer provided.

In case of a Power Outage. This Tool may be Inserted into a Drill to Raise or Lower your Lift.


Recommended Extension Cords up to 150 feet 12/3.

Any question regarding Electrical current requirements please call your Authorized Dealer or Lift Tech Marine 1-866-319-8877.



8. Tighten the Strap and Bracket Bolts.

Plug in and Enjoy!





Caution: All power used on your dock or lift needs to be GFI protected at the shore line.

Harbor Master Installation Guide

Always Lower The Boat Lift Before Attempting Assembly.


Tools Required: Crescent Wrench and 9/16 Wrench.



1. Lower the Boat Lift.
2. Remove the Acorn Nut and Wheel.





You Will Not Use these Pieces any longer.



4. Install the Spline and the Spacer Collar.

5. Install the Mounting Bracket and Spacer.






6. Install the Motor onto the Shaft. Install the Bolt and Washer onto the Motor and Tighten to Approximately 70 Foot Pounds.



8. Tighten the Strap and Bracket Bolts.




7. Install the motor strap around the motor and connect the strap and bracket with the spacer provided.

In case of a Power Outage. This Tool may be Inserted into a Drill to Raise or Lower your Lift.

Recommended Extension Cords up to 150 feet 12/3.

Any question regarding Electrical current requirements please call your Authorized Dealer or Lift Tech Marine 1-866-319-8877.

Plug in and Enjoy!



Caution: All power used on your dock or lift needs to be GFI protected at the shore line.